

Meadow Oaks Academy Pre School Newsletter July 2018

Pre-Kindergarten News

INSIDE THIS ISSUE:

Pre-Kinder News pg1

Preschool 2 pg2

Preschool 3 pg3

Week 1 – Hooray for the Red, White & Blue

Happy Birthday, America! This week will be a red, white & blue celebration.

Activities:

...make a 4th of July visor

...learn “All about America”

...make strawberry jelly

...discuss Presidents

...sight words

DLM: Snap, Crackle, Jump

Science: Make Raindrops-encourages fine motor development & an interest in rain, Single String Weather Mobile-children learn about weather in this fun art activity.

Writing: Review Letters Q & R

Math: Review: Dot Cards, Math Puzzles, Clocks, Addition & Subtraction

Little Book: No Little Book

Songs: July Song, The Red, White & Blue, It's My USA

Show and Tell on Friday: Wear red, white & blue.



Week 2 – All About Texas

This week we will talk about our great State of Texas.

Activities:

...discuss cowboys/cowgirls

...make a fingerprint bluebonnet

...paint a Texas flag

...sight words

DLM: Snap, Crackle, Jump

Science: Tissue Square Sun Catchers-this activity will stimulate children interest in the sun, Tornado Art-children learn about tornadoes and do a related art project

Writing: Review: Letter S & T

Math: Review: 0 – 10, Math Puzzles, Clocks, Addition & Subtraction

Little Book: No Little Book

Songs: July Song



Week 4 –Transportation

Planes, Trains & Automobiles – that's the focus of this week's activity.

Activities:

...license plate rubbings

...make paper helicopters

...watercolor a boat

...make car tracks

...sight words

DLM: Snap, Crackle, Jump

Science: Weathering the Weather-this activity reinforces weather related concepts & encourages children to predict & draw conclusions, Weather Puppet-this project encourages fine motor development & reinforces concepts related to weather

Writing: Review Letters: W, X, Y and Z

Math: Review: 11 – 20, Clocks, Addition & Subtraction

Songs: Wheel on the Bus, Row Your Boat

Little Book: No Little Book

Show and Tell on Friday: bring a train car made from a shoe box.



Week 3 – Circus Time

This week we are going “under the big top” by exploring everything about the circus.

Activities:

...easel paint an elephant

...make clown hats

...eat popcorn & snow cones

...have a circus

...sight words

DLM: Snap, Crackle, Jump

Science: Weather Wise-children classify clothes according to their appropriateness for warm or cold weather, I am a Meteorologist-the children learn about meteorology.


Writing: Review Letters: U & V

Math: Review: Dot Cards, Clocks, Addition & Subtraction

Little Book: No Little Book

Songs: Summer Song

Show and Tell on Friday: bring something that has to do with the circus



MOA is closed Wednesday July 4th

Happy Birthday America!!

Please don't allow your children to wear open toed shoes (sandals, flip flops, Crocs, etc.) to school. They need to wear tennis shoes

Preschool 2 Newsletter July 2018



Week 1 – Summer Fun – Going to the Zoo

The learning objective for this week will be to pretend to go to the zoo as a summer fun activity.

Shape of the week: Rhombus

Color of the week: Periwinkle

Number of the week: Dozen

Math Activities: Patterning, Matching, File Folder Games, Dozen, Sorting

Art Activities: Zoo Tracks, Giraffe Spots, Your Own Zoo Animal, Animals in Cages, Periwinkle Patterns

Rhymes, Songs & Finger plays: The

Animals at the Zoo, Elephant Parade, The Lion and the Unicorn

Talk with your child about: family vacations, ways to spend leisure time with family & friends. Bring pictures of zoo trips and vacation trips to share with the class.



Week 2 – Summer Fun – Taking a Cruise

The learning objective for this week will be to pretend to take a cruise as a summer fun activity.

Shape of the week: Rhombus

Color of the week: Periwinkle

Number of the week: Dozen

Letter of the week: Yy

Math Activities: Patterning, Matching, File Folder Games, Dozen, Sorting

Art Activities: Crusin” Over the Ocean, Ocean Foam, Yo-Yo- Art, Boat Batik, Salt Dribbles

Rhymes, Songs & Finger plays: I Saw a Ship a Sailing, Ocean Liner,

Dozen Fish, Sea Gull Sea Gull What do you do?, Take Me Out on the Ocean, A Sailor Went to Sea

Talk with your child about: vacations on ocean liners, a special type of large boat which has sleeping, eating, and recreational areas.



Week 3 – Summer Fun – Picnic in the Park

The learning objective for this week will be to pretend to go on a picnic in the park as a fun summer activity.

Shape of the week: Parallelogram

Color of the week: Chartreuse
Dozen

Letter of the week: Oo

Number of the week: Half Math
Activities: Patterning, One-to-One Correspondence, File Folder Games, Half Dozen, Sorting

Art Activities: Picnic Collage, Grilling Chartreuse, Hot Diggity Dog, Fun with Foil, Basket Painting

Rhymes, Songs & Finger plays: Half Dozen Chips, Going on a Hike,

Teddy Bear Teddy Bear, Ring around the Tablecloth, The Ants Go Marching, A Tisket A Tasket

Talk with your child about: planning a picnic in the park, What food would they take?, What else do they need besides food?, Where would they go?



Week 4 – Summer Fun – Eating Ice Cream

The learning objective for this week will to pretend to visit an ice cream parlor as a summer fun activity.

Shape of the week: Parallelogram

Color of the week: Chartreuse
Dozen

Letter of the week: Oo

Number of the week: Half Math
Activities: Patterning, Measuring, File Folder Games, Shapes, Sorting

Art Activities: Cone & Ball Art, Popsicle Painting, Ice Cube Painting, Ice Cream Painting, Tissue Paper Art

Rhymes, Songs & Finger plays: Ice

Cream, Olga & Olaf, What to Do?, Ice Cream Cone, If you Like Ice Cream


Cones Talk with your child about: your families favorite summer treats. Talk about different flavors of ice cream, other ways to serve ice cream instead of a cone, the ingredients in ice cream, what animal provides the main ingredient



MOA is closed Wednesday

July 4th

Happy Birthday America!!



Notes:

Please don't allow your children to wear open toed shoes (sandals, flip flops, crocs(no boundaries), etc.) to school.

They need to wear TENNIS SHOES.

Week 1 – Farm Animals

Farm animals will be the focus of our next unit. The children will be learning the many different ways that farm animals help us. The children will also discover that farm animals need homes and food.

Activities:

...make a farm animal mobile

...count with farm animal toys

...discuss different farm animals each day

...talk about what farm animals eat...make butter in class & have it for a snack

...sing songs about farms and farm animals


Your child may bring a different stuffed animal to school each day.

Letter of the Week: Review

Writing: No Tears Writing Activities

Count on Math: One to One Correspondence
Songs & Fingerplays: This little Cow, If I were a Horse, This little Pig, Eight baby Pigs, The Farm, Old MacDonald, The animals on the Farm, The Farmer in the Dell,

Bring a magazine clipping of something that begins with any letter or a picture of farm animal to school on Friday to share with the class.



Week 2 – Fruits & Vegetables

This week, we are starting a healthy unit on fruits and vegetables. Through the experiences planned for this unit, the children will become aware of many fruits and vegetables and how they are grown. They will also discover how fruits and vegetables taste.

Activities:

...make potato prints on paper

...create a fruit and vegetable book

...have a vegetable tasting party on Friday **Please send a small amount of fresh vegetables for our vegetable tasting party on Friday.**

Letter of the Week: Review

Writing: No Tears Writing Activities

Count on Math: Ordering

Songs & Fingerplays: The Vegetable Garden, Vegetable, Apple Tree,

Bananas, Vegetables & Frails, Oats Peas & Beans, The Mulberry Bush, The Farmer in the Dell

Bring a magazine clipping of something that begins with any letter or a picture of fruits or vegetables to school on Friday to share with the class.



Week 3 – Nursery Rhymes

Nursery rhymes will be the focus of our next theme. These rhymes can serve as a bridge between the home and school. We're sure that many of you have shared favorite nursery rhymes with your child at home. Nursery rhymes are an easy introduction to poetry, as well as the concept of rhyming words.

Activities:

...act out various rhymes with puppets...create "Little Miss Muffett" spiders in art

...take turns being nimble and quick as we jump over a candlestick

Letter of the Week: Review

Writing: No Tears Writing Activities

Count on Math: Ordering

Songs & Fingerplays: Little Jack Horner, Pat-A-Cake, Wee Willie Winkie, Old King Cole, Hickory Dickery Dock, The Muffin Man, 2

Little Black Birds, Jack-N-Jill

Bring a magazine clipping of something that begins with any letter or a picture of summer to school on Friday to share with the class.



Week 4 – Creative Movements

Children love to dance and they are constantly on the move. So this week we will discover different ways to move our bodies.

Activities:

...sing songs & move to music

...dance with streamers to music

...make magnet dancers

...look through kaleidoscopes

...make patterns with ballet shoes

...build tall towers in blocks

Letter of the week: Review

Writing: No Tears Writing Activities

Count on Math: Ordering

Songs & Finger plays: Clap Your Hands, Head, Shoulders, Knees & Toes, If Your Happy & You Know It, Hokey Pokey

Bring a magazine clipping of something that begins with any letter or a picture of people moving to school on Friday to share with the class.



MOA is closed Wednesday July 4th

Happy Birthday America!!



Notes:

Please don't allow your children to wear open toed shoes (sandals, flip flops, crocs(no boundaries), etc.) to school.

They need to wear **TENNIS SHOES.**