

# Meadow Oaks Academy Pre School Newsletter

**January 2019** HAPPY NEW YEAR! This is going to be a great year. The weather may be cold, but our hearts and minds are full of warmth & knowledge to make this the best year EVER!

## Pre-Kindergarten News

### INSIDE THIS ISSUE:

**Pre-Kinder News** pg1

**Preschool 3** pg2

**Preschool 2** pg3



### Week 3 – Mr. V – Violet Vest

This week we will venture into learning about the vivacious letter V.

Activities:

- ...discuss & taste different vegetables
- ...smell vinegar & vanilla
- ...make & discuss volcanoes



- ...play volleyball outside
- ...discuss Martin Luther King

DLM: World of Animals

Science: (Tues) Seeing Sound, (Thurs) Vinegar Blow-up

Writing: No Tears Writing Activities

Math: Number 13 & 1 Min. Math Activities

Little Book: Time for Bed – wk#2

Songs & Finger plays: Mr. V – Violet Vest, Snowflakes are Falling Down

When you find an insect around the house or in the yard invite your child to examine it before you get rid of it.

**Show and Tell on Friday: Bring your favorite veggie**

### Week 1 – Mr. P – Pointy Patches

This week we are continuing through our journey of consonants and perfectly positive things will be happening this week.

Activities:

- ...color the letter Pp pink or purple
- ...explore our new list of sight words
- ...learn about the planets
- ...discuss foods that begin with letter



...make pizzas

DLM: World of Animals

Science: Skydiver (Tues – Parachute), Pole (Thurs-North & South Poles)

Writing: No Tears Writing Activities

Math: Number 11 & 1 Min. Math Activities

Little Book: Snowman – Week 2

Songs & Finger plays: Mr. P – Pointy Patches, January Songs

**Show and Tell on Friday: Don't forget to wear your Pj's on Friday the 10th**

### Week 2 – Mr. S – Super Socks

This week we are continuing our discovery of new letters. This week, we are soaring sky high as we learn about the letter S.

Activities:

- ...make a silver sun catcher
  - ...play Simon Says
  - ...color & cut a slithering snake
  - ...discuss a shaving cream snowman
  - ...study our sight words
- DLM: World of Animals  
Science: Solid Test – which solids dissolve



in water / shadow puppets

Writing: No Tears Writing Activities

Math: Number 12 & 1 Min. Math Activities

Little Book: Time for Bed – Week 1

Songs & Finger plays: Mr. S – Super Socks, January Song, Itsy Bitsy Spider

**Show and Tell on Friday: Wear silly socks**

### Week 4 – Review Week – B, Z, P, S, & V

Hooray! Let's review. We have learned so many new letters that it's time to see what we know.

Activities:

- ...word contests
- ...make frozen bananas
- ...paint a sailboat in the sea
- ...sight words

...explore vibrations

DLM: World of Animals

Science: Repeat favorite Science activity – Vinegar Volcano

Writing: No Tears Writing Activities

Math: Number 14 & 1 Min. Math Activities

Little Book: Clowns – wk#1

Songs & Finger plays: Practice Mr. Z, Mr. P, Mr. B,

Mr. S, and Mr. V People Songs, Brotherhood, Martin Luther King

**Show and Tell on Friday: Bring something that begins with a review letter**



### Week 5 – Mr. L – Lemon Lollipops

Lovely! Our week of letter L begins. Let's learn lots and leap into...

Activities:

- ...make a lizard using a paper towel roll...taste & test lemons & limes
- ...roll like logs

- ...glue lace on the letter Ll
- ...leap over a long line
- ...learn about Groundhogs Day

Songs & Finger plays: Mr. L – Lemon Lollipops, Mr. Groundhog

DLM: World of Animals

DLM Math: 1 Min. Math Activities, Letter Math, & DLM Express Math

Writing: No Tears Writing Activities

Little Book: Time for Bed – wk#2

**Show and Tell on Friday: Bring a healthy snack or an item that begins with the letter L.**



# Preschool 3 Newsletter January 2019



## Week 1 – Transportation - Land

As we learn more about specific types of ways to travel by land, we will do many activities –

- ...make a gas pump out of a box
- ...create cars, trucks and buses
- ...make crayon license plate rubbings

...easel paint yellow onto a school bus

- ...make a train using basic shapes
- ...make a transportation collage


Letter of the week – L I

Song and Finger plays – *Wheels on a Bus, This is the Way Johnny Works with One Hammer, Down by the Station*

Bring a magazine clipping of land transportation on Friday to share with the class



Number of the week – 8  
Count on Math – Classification



## Week 2 – Transportation Water

Continuing our theme of transportation, we will look at different modes of aquatic travel.

Activities –

- ...create sailboat's shape

...play a boat matching game

...brush paint red boats in the water

...work our large motor skills by playing "kick & run"

...learn about steam boats, liners & submarines

Letter of the Week – M m

Number of the week - 9

Count on Math – Classification

Songs & Finger plays – *Row-Row Your Boat, Little Ducky*

*Duddle, London Bridge, Airplane, Wheels on the Bus*

**Bring your clipping of water transportation to school on Friday to share with your class.**



## Week 3 – Transportation Air

We will end our theme on transportation by learning about traveling by air.

Activities –

- ...making paper airplanes
- ...creating rockets out of toilet paper rolls

...using shapes to create hot air balloons

...having an airplane flying contest

...easel paint our favorite form of travel

...sort airplanes by number

This transportation unit was fun and exciting ending on a jet-setting note.

Letter of the – M m

Number of the week – 9

Count of the Week – Classification

Songs & Finger play – *Airplanes, Wheels on the Bus, This is the Way, Down by the Station, Row Your Boat, Little Ducky Duddle, Riding in your Airplane*

**Bring air transportation clippings to share with class on Friday**



## Week 4 – Shapes

Shapes are such an important part of our everyday life. Recognition of various shapes is goal for the week.

Activities –

- ...sponge paint shapes
- ...make a shape book

...play Twister with shapes

...use a cookie cutter to create shapes using play dough

...make a shape mobile

...learn more about evaporation

We will also have a shape hunt every day. This week is shaping up to be a bundle of fun.

Letter of the Week – N n



Number of the week –



Count on Math – Classification

Songs & Finger play – *Right Circle, Left Square, Lines, Draw a Square, Draw a Triangle, Draw a Circle, What am I Making*

**Bring a magazine clipping of different shapes to school on Friday to share with the class**



## Week 5 – Art

What a wonderful week this will be as we challenge our creativity & imaginations as we explore the world of art.

Activities:

- ...create with charcoal & chalk
- ...create & decorate picture frames

...glue string on the number 10

...sort art supplies

...set up an art gallery in dramatic play

...decorate sugar cookies

...create with crayons & so much more

Letter of the Week: Nn

Number of the Week: 10

Count on Math: Classification

Songs & Finger plays: Let's Pretend, Clay, Painting

**Bring a magazine clipping of your favorite kind of art to school on Friday to share with the class.**



**Meadow Oaks Academy**

**Preschool 2 Newsletter January 2019**

**Week 1 – Stories – Jack & Jill**

The learning objective for this week will be to learn common nursery rhymes passed down through the generations.

Shape of the Week: Diamond

Color of the Week: Blue

Letter of the Week: J j

Number of the Week: 6



Math Activities: Memory Games,

Sizes, File Folder Games,

Matching, Sorting

Art Activities: Too Blue, Jell-O Jiggler Painting, Chalk Rubbings, Water Colors, Scratch and Sniff Jell-O

Music & Movement: Diamond Walk, Jumble – Jumble Jump Up,

Jump and Count, Jazz It Up, Just Jolly

Things to Talk About: Repeat rhymes frequently, explain words that children may not know such as crown. Point out words that rhyme. Talk about items that begin with the letter Jj, the number 6 the shape of the week – diamond, and the color blue.



**Week 2 – Stories – Rub-A-Dub-Dub**

The learning objective for the week will be to learn traditional nursery rhymes that are passed down through the generations.

Shape of the Week: Diamond

Color of the Week: Blue

Letter of the Week: J j

Number of the Week: 6

Math Activities: One to One Correspondence,

Measuring, File Folder Games, Matching, Sorting

Art Activities: Candle Art, See Through Art, Floating Art, Color Rub, Paint to Music

Music & Movement: Diamond Scavenger

Hunt, Jumping Judy, Rub-A-Dub is Filling Up, Passing Game, Row-Row-Row

Things to Talk About: Repeat Rhymes and ask questions such as "What does a candlestick maker do?" A butcher? A baker? What is a tub? Find J words in the newspaper. Talk about what items are the color blue. Search and find the number 6.



**Week 3– Stories – Old Woman in a Shoe**

The learning objective for the week will be to learn traditional nursery rhymes passed down through the generations.

Shape of the Week: Trapezoid

Color of the Week: Purple

Letter of the Week: T t

Number of the Week: 9

Math Activities: One-to-One Correspondence, File Folder Games,

Matching, Sorting, Sequencing

Art Activities: Shoe Art, Soup Bowl Collage, Pleasing Purple

Designing ala Shoelaces, Trapezoid Tapestry Music & Movement: Remind the children that mothers and fathers heard these rhymes when they were little children. Nursery rhymes are make-believe. Talk about the color purple, the letter T t and what sound it makes.



**Week 4– Stories – Little Robin Red Breast**

Shapes are such a very important part of our everyday life. The recognition of various shapes is very important.

Activities:

...sponge paint shapes

...make a shape book

...play "Twister" with shapes

...use a cookie cutter shapes in play dough

...make shape mobiles

...learn more about evaporation

We'll also have a shape hunt every day. This week is shaping up to be a bundle of fun.

Letter of the Week: N n

Number of the Week: 10

Count on Math: Classification

Songs & Finger plays: Right Circle, Left Square, Lines, Draw a Square, Draw a Triangle, Draw a Circle, What am I Making

Bring a magazine clipping of different shapes to school on Friday to share with the class.



**Week 5: Children's Authors – Donald**

**Crews – School Bus** The children will pretend to ride a school bus. We will explore the letter li, a line and the concept of a whole.

Shape of the week: Line

Color of the week: Apricot

Letter of the week: li

Number of the week: Whole

Art Activities: Eraser Bags, Children on the Bus, No Mix Painting, All About Glitter, Ride the Bus to School

Math Activities: Lines, Fractions, File Folder Games, Memory Game, Flannel Board

Songs & Finger plays: Secret Code Game, The Wheels on the Bus, Musical Names, Freeze Dance, Ride the Bus



**Have a Great 2019!!**