

Meadow Oaks Academy Pre School Newsletter

January 2021 HAPPY NEW YEAR! This is going to be a great year. The weather may be cold, but our hearts and minds are full of warmth & knowledge to make this the best year EVER!

Pre-Kindergarten News

INSIDE THIS ISSUE:

Pre-Kinder News pg1

Preschool 3 pg2

Preschool 2 pg3

Week 3 – Review Week – B, Z, P, S, & V

Hooray! Let's review. We have learned so many new letters that it's time to see what we know.

Activities:

...word contests

...make frozen bananas

...paint a sailboat in the sea

...sight words

...explore vibrations

DLM: World of Animals

Science: Repeat favorite Science activity – Vinegar Volcano

Writing: No Tears Writing Activities

Math: Number 14 & 1 Min. Math Activities

Little Book: Clowns – wk#1

Songs & Finger plays: Practice Mr. Z, Mr. P, Mr. B,

Mr. S, and Mr. V People Songs, Brotherhood, Martin

Luther King

Show and Tell on Friday:
Bring something that begins with a review letter



Week 1 – Mr. S – Super Socks

This week we are continuing our discovery of new letters. This week, we are soaring sky high as we learn about the letter S.

S

Activities:

...make a silver sun catcher

...play Simon Says

...color & cut a slithering snake

...discuss a shaving cream snowman

...study our sight words

DLM: World of Animals

Science: Solid Test – which solids dissolve



in water / shadow puppets

Writing: No Tears Writing Activities

Math: Number 12 & 1 Min. Math Activities

Little Book: Time for Bed – Week 1

Songs & Finger plays: Mr. S – Super Socks, January Song, Itsy Bitsy Spider

Show and Tell on Friday: Wear silly socks

Week 4 – Mr. L – Lemon Lollipops

Lollipops

Lovely! Our week of letter L begins. Let's learn lots and leap into...

Activities:

...make a lizard using a paper towel roll...taste & test lemons & limes

...roll like logs...glue lace on the letter L

...leap over a long line

...learn about Groundhogs Day

Week 2 – Mr. V – Violet Vest

This week we will venture into learning about the vivacious letter V.

Activities:

...discuss & taste different vegetables

...smell vinegar & vanilla

...make & discuss volcanoes



...play volleyball outside

...discuss Martin Luther King

DLM: World of Animals

Science: (Tues) Seeing Sound, (Thurs) Vinegar Blow-up

Writing: No Tears Writing Activities

Math: Number 13 & 1 Min. Math Activities

Little Book: Time for Bed – wk#2

Songs & Finger plays: Mr. V – Violet Vest, Snowflakes are Falling Down

When you find an insect around the house or in the yard invite your child to examine it before you get rid of it.

Show and Tell on Friday: Bring your favorite veggie

Songs & Finger plays: Mr. L – Lemon Lollipops, Mr. Groundhog


DLM: World of Animals

DLM Math: 1 Min. Math Activities, Letter Math, & DLM Express Math

Writing: No Tears Writing Activities

Little Book: Time for Bed – wk#2

Show and Tell on Friday: Bring a healthy snack or an item that begins with the letter L.



MOA closed December 31st and January 1st in celebration of the New Year!!



Week 1 – Transportation Water

Continuing our theme of transportation, we will look at different modes of aquatic travel.

Activities –
...create sailboat's shape

...play a boat matching game
...brush paint red boats in the water

...work our large motor skills by playing "kick & run"

...learn about steam boats: liners & submarines

Letter of the Week – M m



Number of the week - 9

Count on Math – Classification

Songs & Finger plays – *Row-Row Your Boat, Little Ducky*

Duddle, London Bridge, Airplane, Wheels on the Bus

Bring your clipping of water transportation to school on Friday to share with your class.



Week 2 – Transportation Air

We will end our theme on transportation by learning about traveling by air.

Activities –
...making paper airplanes
...creating rockets out of toilet paper rolls

...using shapes to create hot air balloons

...having an airplane flying contest

...easel paint our favorite form of travel

...sort airplanes by number

This transportation unit was fun and exciting ending on a jet-setting note.


Letter of the – M m

Number of the week – 9

Count of the Week – Classification

Songs & Finger play – *Airplanes, Wheels on the Bus, This is the Way, Down by the Station, Row Your Boat, Little Ducky Duddle, Riding in your Airplane*

Bring air transportation clippings to share with class on Friday



Week 3 – Shapes

Shapes are such an important part of our everyday life. Recognition of various shapes is goal for the week.

Activities –
...sponge paint shapes
...make a shape book

...play Twister with shapes

...use a cookie cutter to create shapes using play dough

...make a shape mobile

...learn more about evaporation

We will also have a shape hunt every day. This week is shaping up to be a bundle of fun.


Letter of the Week – N n

Number of the week – ten

Count on Math – Classification

Songs & Finger play – *Right Circle, Left Square, Lines, Draw a Square, Draw a Triangle, Draw a Circle, What am I Making*

Bring a magazine clipping of different shapes to school on Friday to share with the class



Week 4 – Art

What a wonderful week this will be as we challenge our creativity & imaginations as we explore the world of art.

Activities:
...create with charcoal & chalk
...create & decorate picture frames

...glue string on the number 10

...sort art supplies

...set up an art gallery in dramatic play

...decorate sugar cookies

...create with crayons & so much more

Letter of the Week: Nn

Number of the Week: 10

Count on Math: Classification

Songs & Finger plays: *Let's Pretend, Clay, Painting*

Bring a magazine clipping of your favorite kind of art to school on Friday to share with the class.



MOA closed December 31st and January 1st in celebration of the New Year!!



Week 1 – Stories – Jack & Jill

The learning objective for this week will be to learn common nursery rhymes passed down through the generations.

Shape of the Week: Diamond

Color of the Week: Blue

Letter of the Week: J j



Number of the Week: 6
Math Activities: Memory Games, Sizes, File Folder Games, Matching, Sorting
Art Activities: Too Blue, Jell-O Jiggler Painting, Chalk Rubbings, Water Colors, Scratch and Sniff Jell-O
Music & Movement: Diamond Walk, Jumble – Jumble Jump Up,

Jump and Count, Jazz It Up, Just Jolly

Things to Talk About: Repeat rhymes frequently, explain words that children may not know such as crown. Point out words that rhyme. Talk about items that begin with the letter Jj, the number 6 the shape of the week – diamond, and the color blue.



Week 2 – Stories – Rub-A-Dub-Dub

The learning objective for the week will be to learn traditional nursery rhymes that are passed down through the generations.

Shape of the Week: Diamond

Color of the Week: Blue

Letter of the Week: J j

Number of the Week: 6
Math Activities: One to One Correspondence, Measuring, File Folder Games, Matching, Sorting
Art Activities: Candle Art, See Through Art, Floating Art, Color Rub, Paint to Music
Music & Movement: Diamond Scavenger

Hunt, Jumping Judy, Rub-A-Dub is Filling Up, Passing Game, Row-Row-Row

Things to Talk About: Repeat Rhymes and ask questions such as “What does a candlestick maker do?” A butcher? A baker? What is a tub? Find J words in the newspaper. Talk about what items are the color blue. Search and find the number 6.



Week 3– Stories – Old Woman in a Shoe

The learning objective for the week will be to learn traditional nursery rhymes passed down through the generations.

Shape of the Week: Trapezoid

Color of the Week: Purple

Letter of the Week: T t
Number of the Week: 9
Math Activities: One-to-One Correspondence, File Folder Games, Matching, Sorting, Sequencing
Art Activities: Shoe Art, Soup Bowl Collage, Pleasing Purple

Designing ala Shoelaces, Trapezoid Tapestry Music & Movement: Remind the children that mothers and fathers heard these rhymes when they were little children. Nursery rhymes are make-believe. Talk about the color purple, the letter T t and what sound it makes.



Week 4– Stories – Little Robin Red Breast

Shapes are such a very important part of our everyday life. The recognition of various shapes is very important.

Activities:

...sponge paint shapes

...make a shape book

...play “Twister” with shapes
...use a cookie cutter shapes in play dough
...make shape mobiles
...learn more about evaporation
We’ll also have a shape hunt every day. This week is shaping up to be a bundle of fun.

Letter of the Week: N n

Number of the Week: 10
Count on Math: Classification
Songs & Finger plays: Right Circle, Left Square, Lines, Draw a Square, Draw a Triangle, Draw a Circle, What am I Making
Bring a magazine clipping of different shapes to school on Friday to share with the class.



MOA closed December 31st and January 1st in celebration of the New Year!!

